



Lesson 1

At the Lesson

HIGH AND LOW

Listen as your teacher plays high and low notes.

High	Low
a. 	b. 

1. Your teacher will play high or low notes. Circle *High* or *Low* for each example.

- | | | | |
|------------------------------|------------------------------|------------------------------|------------------------------|
| a. High
Low | b. High
Low | c. High
Low | d. High
Low |
|------------------------------|------------------------------|------------------------------|------------------------------|

LISTEN AND COPY

2. Your teacher will play melodies and sing the note names. Copy your teacher's playing and singing.

UP, DOWN, AND REPEAT

Listen as your teacher plays notes that move up, move down, or repeat.

Up	Down	Repeat
		

3. Your teacher will play notes that move up, move down, or repeat. Circle *Up*, *Down*, or *Repeat* for each example.

- | | |
|--|--|
| a. Up Down Repeat | b. Up Down Repeat |
| c. Up Down Repeat | d. Up Down Repeat |









Lesson 1

At Home

Listen to **CD Track 1** to complete page 2. Each example will be played three times. (The CD is located on the inside back cover. It is in MP3 format, playable on computer CD-ROMs, MP3 players, and any CD player that supports MP3 playback.)








HIGH AND LOW

1. You will hear high or low notes. Circle the notes that you hear.

	High	Low
a.		
b.		
c.		
d.		

UP, DOWN, AND REPEAT

2. You will hear notes that move up, move down, or repeat. Circle the notes that you hear.

a.	Down 	Repeat 
b.	Up 	Down 
c.	Up 	Repeat 
d.	Repeat 	Down 